



Saint Paul Conservatory
FOR PERFORMING ARTISTS

WBWF Community Notes

AY 2021-2022

World's Best Workforce (WBWF) State Mandate

Under Minnesota Statutes, section 120B.11, schools are to adopt a long-term comprehensive strategic plan to support and improve teaching and learning. This plan addresses the following three goals for high schools.

1. All racial and economic opportunity gaps between students are closed.
2. All students are ready for career and college
3. All students graduate from high school

2021-2022 SPCPA Demographics



As of October 1, 2021, data indicated a total enrollment of 438 students. This is consistent with enrollment trends seen at our school and across many districts in the state over the past few years.

Grade 9	Grade 10	Grade 11	Grade 12
85	108	134	111

- 36% of students are students of color
- 8% of students receive educational benefits
- 7% of students receive special education
- .22% of students are receive EL services



GOAL 1:

WHERE ARE OUR ACHIEVEMENT GAPS? HOW ARE WE WORKING TO CLOSE RACIAL AND ECONOMIC OPPORTUNITY GAPS?

Academic Performance

The achievement gap, per state directive, is analyzed using data from the MCAs in math and reading. The proficiency rate is the percent of students meeting or exceeding state standards. (We look also internally at ACT test scores and average GPAs.)

- ▶ SPCPA students score consistently higher than national, state, and SPPS averages, but we still have work to do.
- ▶ Students may opt out of taking the MCAs and ACTs; this has affected our sample sizes, making it difficult to prove our gaps between demographic areas by numbers, but we still implement strategies to address gaps we know are there.

Math MCA Goal

Our SY2021-2022 Math Goal:

- ▶ The percentage of all students enrolled October 1, 2021 in grade 11 at the Saint Paul Conservatory for Performing Artists who earn an achievement level of Meets the Standards or Exceeds the Standards in Mathematics on all state accountability tests will increase from 64.7% to 71% in 2022.

38.1% of SPCPA students were proficient compared to 36.6% of students statewide and 25% at SPPS

Math	Exceeds	Meets	Partially	Does Not
SPCPA				
SY20-21	29.4% (5 students)	35.3% (6 Students)	23.5% (4 Students)	11.8% (2 Students)
SY21-22	3.9% (3 students)	34.2% (26 students)	23.7% (18 students)	38.2% (29 students)
Statewide				
SY20-21	14.4% (4,832 Students)	27% (9,075 Students)	24% (8,058 Students)	34.6% (18,376 Students)
SY21-22	11.7% (5,279 students)	24.9% (11,288 students)	22.8% (10,317 students)	40.6% (18,376 students)

Reading MCA Goal

Our SY2021-2022 Reading Goal:

- ▶ The percentage of all students enrolled October 1, 2021 in grade 10 at the Saint Paul Conservatory for Performing Artists who earn an achievement level of Meets the Standards or Exceeds the Standards in Reading on all state accountability tests will increase from 75% to 78.75% in 2022.

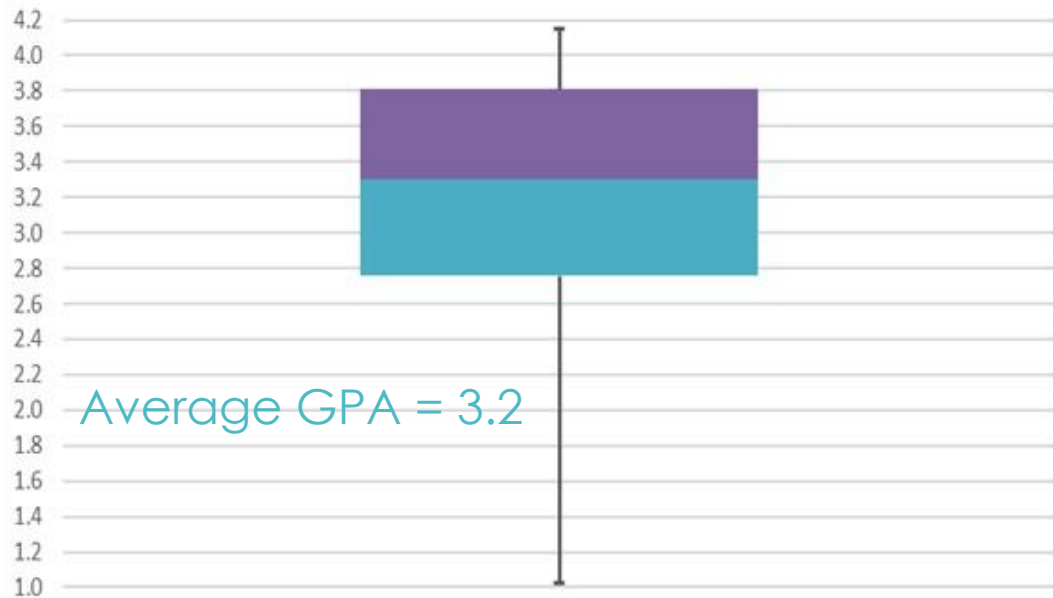
71.9% of SPCPA students were proficient compared to 55.2% of students statewide and 34.8% at SPPS

Reading	Exceeds	Meets	Partially	Does Not
SPCPA				
SY20-21	41.7% (20 Students)	33.3% (16 Students)	10.4% (5 Students)	14.6% (7 Students)
SY21-22	29.6% (21 students)	42.3% (30 students)	15.5% (11 students)	12.7% (9 students)
Statewide				
SY20-21	15.1% (53,408 Students)	37.4% (132,169 Students)	20.4% (72,184 Students)	27.1% (95,698 Students)
SY21-22	18.7% (10,491 students)	36.5% (20,525 students)	22.4% (12,581 students)	22.5% (12,632 students)

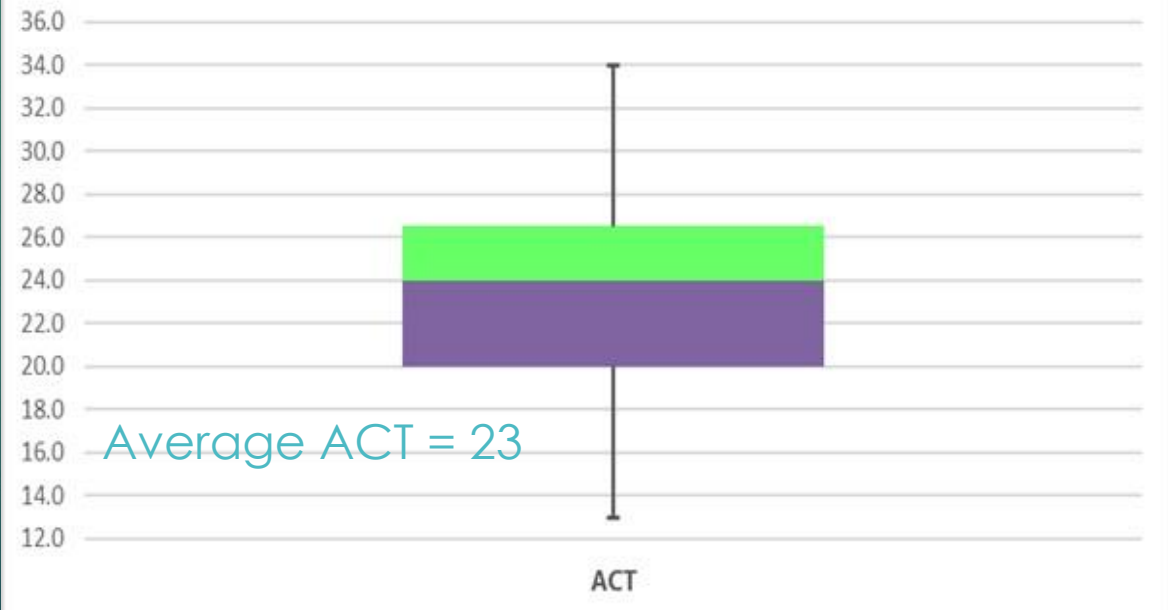
GPA and ACTs

The Classes of 2022 and 2023 have transcripts that are most affected by Covid and its many implications. Because many students took Earned Credit for several terms, their cumulative GPAs are not an accurate representation of their efforts or abilities. Similarly, fewer students (42% of the class) elected to take the ACT (most colleges no longer require the ACT or SAT). For context, a college-ready GPA is defined as a 3.0 or higher. The national ACT average for 2022 was 19.8, the lowest score in more than 30 years.

Class of 2022 GPA Distribution



Class of 2022 ACT Distribution



A Closer Look at the Numbers

- ▶ The State considers 10 students the threshold for reporting data for each demographic area.
- ▶ The only nonwhite demographic for whom we met that threshold was our Hispanic/Latino group in the MCA reading test
 - ▶ 80% of students in both the Hispanic/Latino and white demographics met or exceeded on the test last year
 - ▶ However, since our overall proficiency rate was 72%, we know there is a gap here and work to do.
- ▶ Similarly, we did not meet the threshold of 10 in any nonwhite demographic on the ACT, but if we consider that the average score of our BIPOC students as a group is a 19.84 and the average score of our white students is a 21.7, we see the gap there.
- ▶ However, the average GPA among our BIPOC population is a 3.0, the college-ready threshold.



GOAL 1:

HOW ARE WE WORKING TO CLOSE RACIAL AND
ECONOMIC OPPORTUNITY GAPS?

Staff Recruitment

- ▶ SPCPA works to ensure that the demographics of the student population are reflected in staffing to the extent possible.
 - ▶ 2020-2021 = 27% of teachers were teachers of color
 - ▶ 2021-2022 = 32% of teachers were teachers of color
 - ▶ 2022-2023 – 46% of teachers were teachers of color
 - ▶ 3 of 15 in Academics—work to be done but still above the state average
 - ▶ 20 of 35 in Arts—reflective of our student demographics
- ▶ All arts instructors must be actively working artists with professional training and performing backgrounds
 - ▶ Arts departments work to bring in diverse Master Class artists from beyond our faculty

Professional Development

- ▶ Teachers take part in PLCs (Professional Learning Communities) to work with their department and grade-level teams twice a month on creating instructional strategies and SMART Goals aligned to WBWF goals
 - ▶ Identify students with multiple failing grades or lower GPAS to develop interventions and advisor check-ins
 - ▶ Departments work to bring more diversity to their curriculum (authors, speakers, assessment formats)
 - ▶ Faculty and staff encourage all SPCPA students to take at least one advanced course during their high school career
- ▶ Academic teachers participate in 13 full days of this PD in January
- ▶ In the 2022-2023 school year, SPCPA has elected to alter our calendar, allowing for monthly half-day PD to bring Arts and Academic teachers together to better support the mission and vision and to develop joint strategies for becoming a more antiracist institution
 - ▶ Faculty share connections with kids who thrive on one side more than the other
 - ▶ Faculty identify patterns in work completion, engagement, and attendance

Student Supports

- ▶ In the fall of 2021, in response to our 9th graders transitioning from a distanced middle-school experience from many different districts, we created Guided Study Halls exclusively for 9th grade students
 - ▶ A portion of each class is now devoted to building community, teaching organizational skills, and postsecondary planning
- ▶ In the 2021-2022, SPCPA employed a part-time Student Achievement Coordinator to help students recover missing credits and navigate graduation requirements.
 - ▶ In the 2022-2023 school year, this role has turned into the full-time Student Achievement and Postsecondary Advisor to help grades 10-12 prepare for college success and develop competitive academic narratives (GPAs, testing scores, transcript rigor)
- ▶ NHS, in partnership with the Postsecondary Advisor, are running many more (and earlier) test prep sessions for PSAT and ACT exams
- ▶ Three student advisory groups focus on student voice and advocacy: Black Student Union, Conmigo, and Student Leadership Club
- ▶ SPCPA is implementing more community-building events (like our Convocation at the Ordway this fall)
- ▶ The entire SPCPA community contributes to our food pantry to make sure our students have enough to eat throughout the day

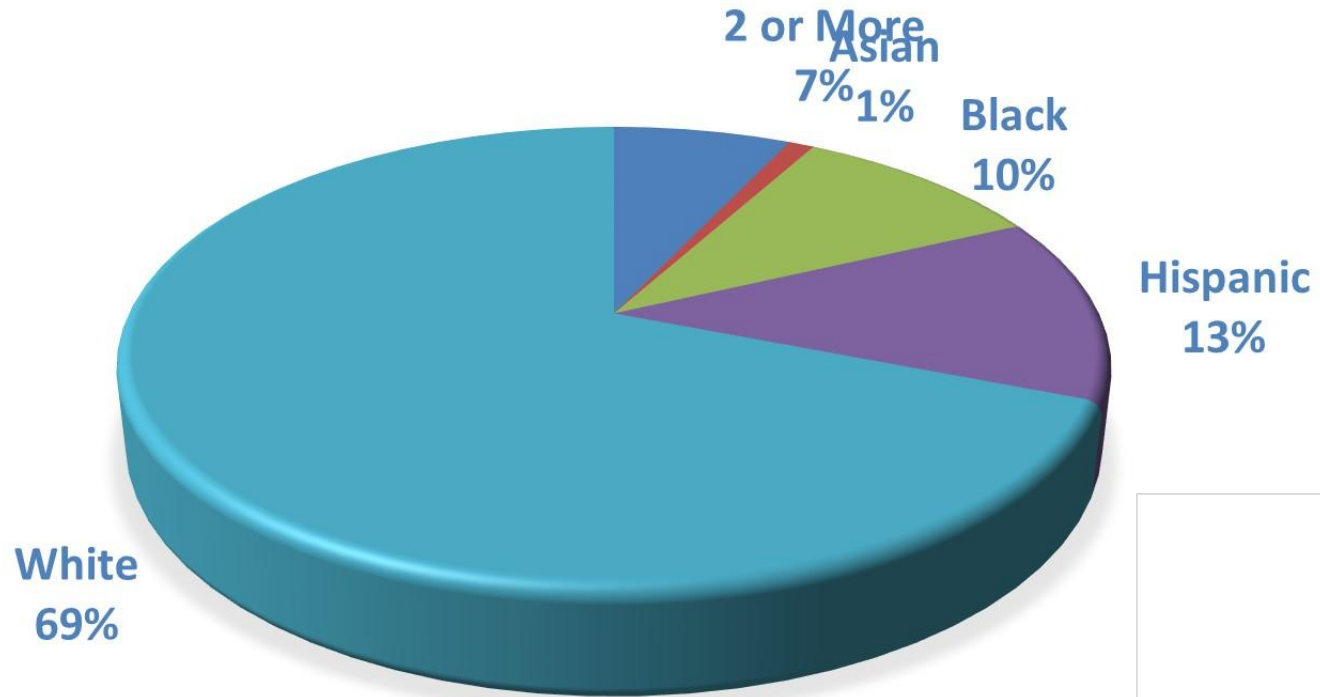


GOALS 2 & 3:

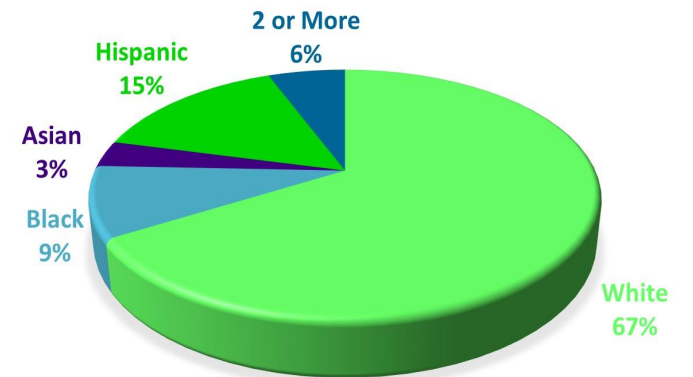
HOW MANY OF OUR STUDENTS GRADUATE?

HOW PREPARED ARE OUR STUDENTS FOR LIFE AFTER HIGH SCHOOL?

CLASS OF 2022 STUDENT DEMOGRAPHICS



CLASS OF 2023 STUDENT DEMOGRAPHICS



By the Numbers

- ▶ With the impact of COVID and influx of students transferring to us later in their high school career, we have seen impacts on school engagement, attendance, and our graduation rate.
 - ▶ Our goal for 2022 was to have 93% of our seniors graduate.
 - ▶ 90% of seniors graduated in May of 2022; of the 11 nongraduates, two finished their diploma by August (making them eligible for college/certificate programs), bringing our total to 91%. Though not where we want our rate to be, this is consistent with the last few years at SPCPA and higher than the state average.
 - ▶ Of our nongraduates, 55% students were white and 45% were students of color; this is different from our 69%-31% split in the entire senior class and suggests we need to work on strategies for earlier academic supports

By the Numbers

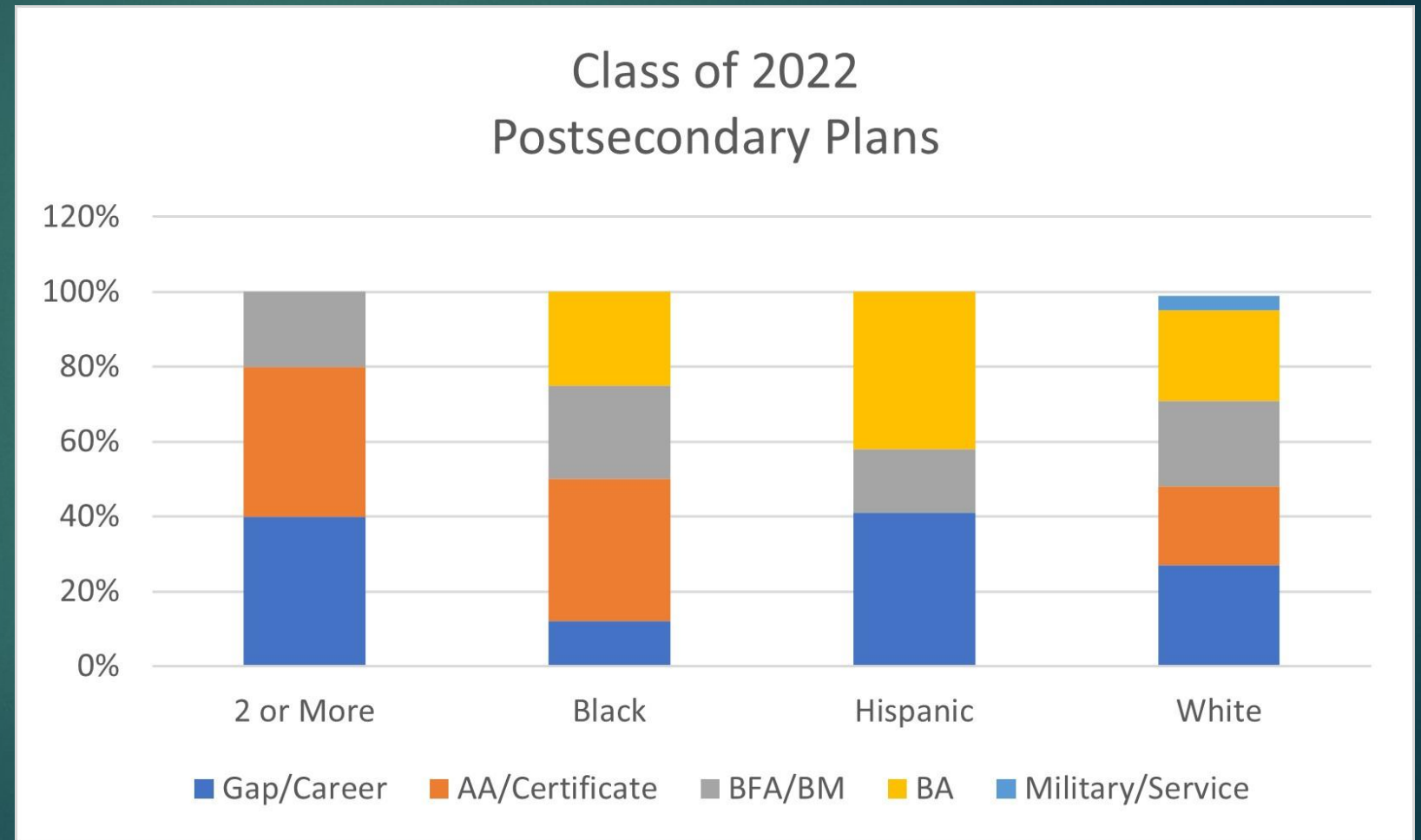
- ▶ Of the 91% who graduated,
 - ▶ 80% of graduates indicated that they are continuing their education directly after high school (20% are pursuing a gap year)
 - ▶ 100% of students who applied to college were accepted by at least one school but as many as 13 schools
 - ▶ 52% of the graduates pursuing college are focusing on dance, music, theatre, visual art, or creative writing
 - ▶ 62% of those students were accepted into audition-based degrees (BFA or BM); many others are pursuing AFAs or two-year degrees in a technical field

New York University — Tisch School	Stanford University	University of MN — Guthrie	Wesleyan University
Berklee College of Music	Colorado College	Rutgers University — Mason Gross	George Washington University
University of North Carolina School of the Arts	University of British Columbia	New England Conservatory of Music	American University
University of the Arts	University of Rochester	Bard College	University of Wisconsin — Madison
The New School — Mannes School of Music	Reed College	Pace University	University of California — San Diego
Point Park University	Sarah Lawrence College	California Institute of the Arts	Oberlin College & Conservatory
Ithaca College	Bennington College	SUNY — Purchase	University of California — Davis
Manhattan School of Music	Drake University	Columbia College — Chicago	Illinois Wesleyan University
Belmont University	University of Stirling	University of California — Irvine	University of Glasgow
University of Arizona	University of Saint Andrew	Marymount Manhattan University	Aberystwyth University
Viterbo University	Franklin University Switzerland	School of the Art Institute Chicago	University College — Dublin

Where Do
Our
Students
Go?

Postsecondary Plans

We are seeing a more notable increase in students taking a gap year, so we would like to increase our resources for/knowledge of internships and summer opportunities.





GOALS 2 & 3:

HOW ARE WE ENSURING THAT ALL STUDENTS GRADUATE ON TIME?

HOW ARE WE WORKING TO ENSURE ALL STUDENTS ARE PREPARED FOR COLLEGE AND CAREERS?

Advisory Check-Points

The number one way to prepare students for life after high school is to meet our mission: to provide students with a four-year conservatory Arts program and a robust AP program that replicates the college experience. In addition, now that pandemic restrictions are done and the Student Achievement Coordinator and Postsecondary Advisor roles are combined, we are implementing the following:

- ▶ Increase in Study Hall Info Sessions for 9-11th grade students
 - ▶ Fall = GPAs, attendance, transcript rigor, PSEO, extracurriculars, and scheduling; grade checks
 - ▶ Spring = PSEO and SPCPA registration, grade and transcript checks, college research, individual meetings
- ▶ Class Google Classrooms to house information, sign-ups, surveys, and meeting scheduler
- ▶ In-person college visits, including visits from community and technical schools in our area
- ▶ Senior and alumni panels to help students with the college and conservatory application process
- ▶ Individual check-ins with the SAC to make priority assignment lists and plans for earning a C or above in all classes
- ▶ Partnership with NHS to offer test prep sessions
- ▶ Credit recovery plans for 9th and 10th grade students to decrease the number of missing credits by senior year

Future Goals

- ▶ Peer Tutors for Math
- ▶ Academic Fair (to celebrate our students' academic accomplishments the way we celebrate their arts in JTerm)
- ▶ Establish an alumni network to help students identify schools, programs, internships, and job opportunities
- ▶ Our Student Recruitment Specialist is working to re-grounding and re-establishing and expanding our relationships with arts institutions in the cities with an emphasis on BIPOC organizations (TU Dance, 10,000 Things, Mixed Blood, and others)