



YEAH!

You clicked submit. Now what?

With that step, the college admissions “game” is in play. You launched the first volley. Expect a response!!! Colleges communicate via email. If you don’t receive something along the lines of “Here are your next application steps,” within **3 days** of submitting, check your spam/junk filters. Pushing submit only marks the beginning of this journey. As part of their response they will likely include links that will allow you to monitor your application status directly such as this information provided by the U of MN...

Application Tracker

Welcome to Application Tracker! You can use this tool to determine which application materials have been received, and whether a decision has been made on your application.

Admission applications and supporting materials, whether they are submitted electronically or through the mail, generally appear on Application Tracker within 10 days. (Please note that international student documents may take slightly longer.) Each document is individually reviewed and manually connected to your application file, so this process does take some time to complete. You will receive an email from the Office of Admissions when your student ID has been created and Application Tracker is available.

If you have never used Application Tracker:

You will need to set up an account using your 7-digit U of M student ID number. (If you applied online, please note your Application Tracker login is different from your online application login.)

[I have a student ID number](#)

[I do NOT have a student ID number](#)

If you have already used Application Tracker:

You will need to log in using your U of M internet ID (e.g. smith999) and password.

[I have my login information](#)

[I forgot my login information](#)

Set up and monitor your application status using each school’s tracker but be aware that there may be a time delay between submitting information and your tracker being updated.

If the tracker says they haven’t received something (transcript, recommendation, fee payment, ACT score, etc), but you know from another source that the missing item was sent, give the college a week to update their tracker before you follow up with a phone call and/or email.

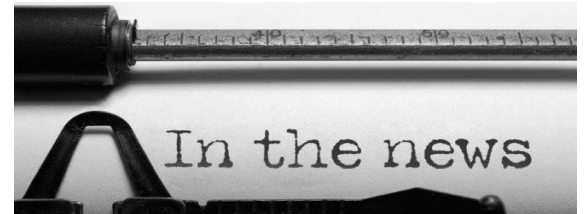


Important information for college applications:

SPCPA School Code: 242 284

Counselor: Alison Green
(greena@spcpa.org)

School Information:
16 W 5th St
St Paul, MN 55102
(651) 290-2225



Last fall, the National Association of College Admission Counseling (NACAC) announced [a change to their Code of Ethics and Professional Practice](#) in response to federal Department of Justice antitrust concerns.

The result? Colleges may continue to recruit students after May 1st of their senior year. Colleges may offer incentives such as better housing, early class registration, and additional financial aid to students who have committed and/or are attending another institution.

And this **matters to SPCPA seniors**? It might. The answer is somewhat speculative, but...

- To combat potential “poaching” colleges **may require larger security deposits** to make it more uncomfortable to renege after committing.
- Students may also see increased pressure to commit early tied to **early housing/course selection opportunities** – an advantage if you know this is the school for you.
- Students may or may not see additional flexibility when working with financial aid offices. **Students most likely to benefit under this change are expected to be the ones most able to pay.** Students requiring substantial financial aid are not expected to see the same improvements.
- Forging a buyer’s mentality rather than a best college fit attitude may unintentionally create additional uncertainty for the student. Committing is scary but moving forward becomes even trickier if you are constantly tempted to reconsider your choices. **Decide with confidence. You know what is best for you!**

College Application Support...


SPCPA transcripts/student reports are NOT processed during the dates listed below:

Thanksgiving Week (November 19 – 28)
Winter Break (December 16 - January 10)

All requests with 12/31/21 and/or 1/1/22 deadlines must be received by 12/14/21!!

College Affordability BEGINS with College Applications...

Whether it is knowing how affordable the school may be prior to applying through tools like [MyinTuition](#) or taking advantage of scholarship applications linked to your Common App via [Scholar Snapp](#)...



Applying for Scholarships with Scholar Snapp

Common App has made it easy for applicants to access scholarship opportunities directly through your admissions application. We've partnered with the Michael & Susan Dell Foundation to give you the option to connect your information with Scholar Snapp – saving all your hard work to reuse on the next application!

Scholar Snapp makes it easier for students to apply for scholarships by allowing you to apply to multiple scholarships without having to re-enter your information each time. Instead, you can reuse your information from one application to another. Fill out one application and simply import it, or "snapp" it, to a Scholar Snapp profile to use again next time.

Scholar Snapp is a free service that any student applying to college can use.

Scholar Snapp works with many scholarship providers, including the Coca-Cola Scholars Foundation, Dell Scholars and Phi Theta Kappa. Check out their website for the full list of providers along with Frequently Asked Questions at scholarsnapp.org.


Use your Common App information to easily apply for scholarships
Once you submit an application in Common App, you'll be able to create a Scholar Snapp profile. You'll be guided to connect your accounts so we can transfer your Common App application information to your new Scholar Snapp profile.

- 1. Connect to Scholar Snapp in the Financial Aid Resources tab of your Common App.
- 2. Log in to your Scholar Snapp account, or register for a new account.
- 3. Give permission for Common App to access and transfer your data to Scholar Snapp.


That's it! You'll be notified when the transfer is complete and will be taken back to your Common App account.

Learn more about connecting your Common App with Scholar Snapp at appsupport.commonapp.org

Property of Common App, Inc. | © 2019 Common App, Inc. | commonapp.org



...or websites like [TuitionFit](#) that let you compare financial aid awards once you've been accepted applying to more than one school



Find the Right College Fit for the Best Possible Price

[START YOUR FREE SEARCH NOW](#)

What's the point of looking at a college or university you can't afford?

For more than a year now, high school seniors have been sharing the financial aid offers they receive from the colleges that accept them. We've organized the pricing data and anonymized those letters to create a massive "Kelley Blue Book" of college prices.

Finally, you can shop for college by price - not an estimated price or a predicted price - THE ACTUAL PRICE that student's just like you were offered last year.

Find the schools that fit your price range . . . for FREE.

Sign up now and shop for college by price.

[Join Us Today](#)
SHARE TuitionFit

Every additional user helps hundreds of other students find a better financial fit.

...increases potential affordability!